



# AC1200 Mesh Wi-Fi Extender

Stable Dual Band Wi-Fi Extension

RE300



OneMesh™



Wi-Fi Dead-Zone  
Killer



Uninterrupted  
Streaming<sup>s</sup>

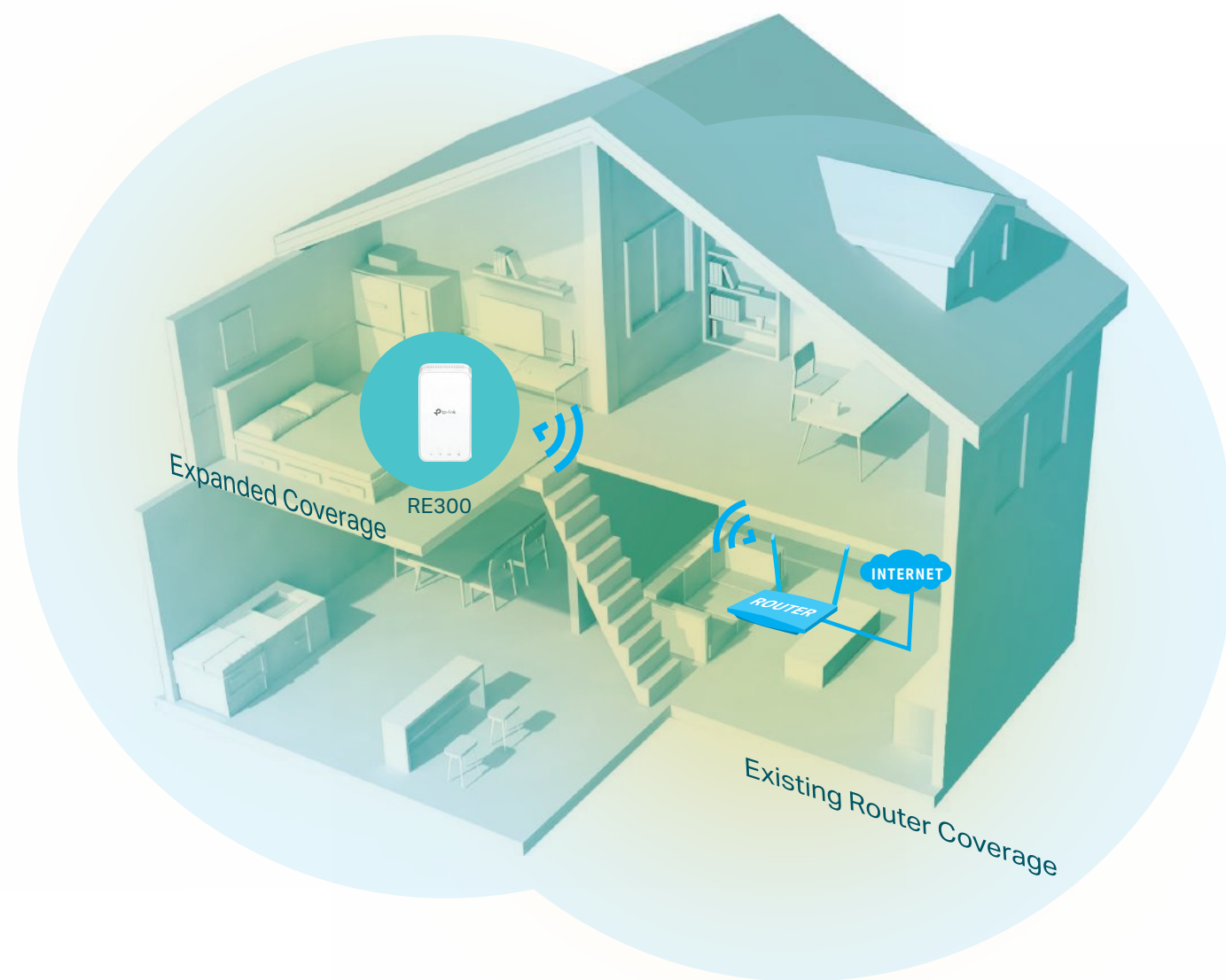


Easy Setup via  
Tether App

# Highlights

## Eliminate Wi-Fi Dead Zones with Powerful Wi-Fi

The AC1200 Wi-Fi Range Extender connects to your router wirelessly, strengthening and expanding its signal into areas it can't reach on its own, achieving speeds of 300 Mbps on the 2.4 GHz band and 867 Mbps on the 5 GHz band.†



### Wi-Fi Dead-Zone Killer

Eliminate weak signal areas with full Wi-Fi coverage.



### Dual Band Connection

Separate 2.4 GHz and 5 GHz Wi-Fi bands allow more devices to connect to your network without reducing performance.



### High Speed Mode

Use both Wi-Fi bands to establish one super-high-speed connection, ideal for HD streaming and gaming.



### Adaptive Path Selection

Keep your network running at top-speed by automatically choosing the fastest connection path to the router.



### Access Control

Allow or block certain devices for specified times.



### Easy Setup and Unified Management

Via the WPS button / Tether app / Web UI.

# Highlights

## More Than A Traditional Wi-Fi Extender

Connect with any Wi-Fi router to boost your Wi-Fi range or to a OneMesh™ router to create a mesh network for seamless whole-home coverage.



### Wi-Fi Dead-Zone Killer

Eliminate weak signal areas with Wi-Fi coverage for the whole house.



### One Wi-Fi Name

Stay connected to the same network name in every room.



### Unified Management

Manage your mesh network from the Tether app or web UI.



### Uninterrupted Streaming<sup>s</sup>

Enjoy uninterrupted streaming, surfing, and more—even when moving around your home.



Check the full list of OneMesh™ extenders and routers at <https://tp-link.com/onemesh/compatibility>

\*More compatible devices coming soon

## AC1200 Mesh Wi-Fi Extender

### Convenient AC Plug

Easy to install and move.

### Secure One-touch Connection (WPS)

Instantly connect the extender to a router without further configuration.

### Smart Signal Indicator

See signal strength to find the best spot to extend Wi-Fi.


- Strong signal
- Weak signal

### Expandable Wi-Fi

Increase Wi-Fi coverage to suit your needs by adding more extenders.



# Features



## Ease of Use

- Intuitive Web UI – Ensures quick and simple installation without hassle
- Fast Encryption – One-touch wireless security encryption with the WPS button
- Hassle-free Management with Tether App – Network management is made easy with the TP-Link Tether App, available on any Android or iOS device
- Online Upgrade – Keeps you informed of the latest firmware and allows online updating on the web UI



## Speed

- Ultimate Wireless Speed – Combined wireless speeds of up to 300 Mbps (over 2.4 GHz) and 867 Mbps (over 5 GHz)<sup>†</sup>
- Support 802.11ac – Provides a data transfer rate 3 times faster than 802.11n for each stream
- Adaptive Path Selection – Keeps your network running at top-speed by automatically choosing the fastest connection path to the router




## Reliability

- Simultaneous Dual Band – Separate Wi-Fi bands enable more devices to connect to your network without a drop in performance
- Reliable Connection – Internal antennas for optimal Wi-Fi coverage and reliable wireless connections

# Specifications

## Hardware

- Button: WPS Button, Reset Button
- Antenna: 2 Internal Antennas
- Power Consumption: 9.6W
- Dimensions (W × D × H):  
2.7×1.4×4.9 in. (69.5×35.0×124.1 mm)



## Wireless

- Wireless Standards: IEEE 802.11a/n/ac 5 GHz, IEEE 802.11b/g/n 2.4 GHz
- Frequency: 2.4 GHz and 5 GHz
- Signal Rate: 300 Mbps at 2.4 GHz, 867 Mbps at 5 GHz
- Transmit Power: 2.4 GHz ≤20dBm, 5 GHz ≤30dBm
- Reception Sensitivity:  
5 GHz:  
11a 6Mbps: -95dBm, 11a 54Mbps: -77dBm  
11ac HT20 MCS0: -94dBm, 11ac HT20 MCS8: -70dBm  
11ac HT40 MCS0: -91dBm, 11ac HT40 MCS9: -66dBm  
11ac HT80 MCS0: -88dBm, 11ac HT80 MCS9: -63dBm  
2.4 GHz:  
11g 54Mbps: -80dBm, 11n HT20 MCS7: -78dBm  
11n HT40 MCS7: -75dBm
- Wireless Function: Enable/Disable Wireless Radio, Wireless Statistics
- Wireless Security: 64/128-bit WEP, WPA-PSK/WPA2-PSK encryptions

## Others

- Certification  
FCC, RoHS
- System Requirements  
Internet Explorer 11+, Firefox 12.0+, Chrome 20.0+, Safari 4.0+, or other JavaScript-enabled browser
- Package Contents  
Wi-Fi Range Extender RE300  
Quick Installation Guide



For more information, please visit  
<https://www.tp-link.com/products/details/RE300.html>  
or scan the QR code left

<sup>†</sup>Maximum wireless signal rates are the physical rates derived from IEEE Standard 802.11 specifications. Actual wireless data throughput and wireless coverage are not guaranteed and will vary as a result of network conditions, client limitations, and environmental factors, including building materials, obstacles, volume and density of traffic, and client location.

<sup>‡</sup>The product may not be compatible with routers or gateways with firmware that has been altered, is based on open source programs, or is non-standard or outdated.

<sup>§</sup>Uninterrupted Streaming is designed for devices that support the 802.11k/v standard.

©2021 TP-Link